

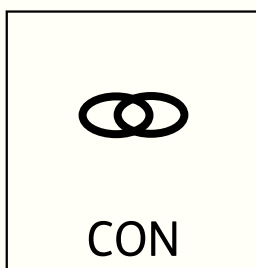





## ATTIVITÀ D'INVERNO



# Facciamo un mosaico con i legumi




## OCCORRENTE



LENTICCHIE ROSSE



LENTICCHIE NERE



RISO



PISELLI SECCHI



SEMI DI MAIS

5



TAZZE



COLLA LIQUIDA E PENNELLO




CARTONCINO



FORBICI

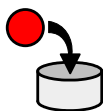
# Facciamo un mosaico con i legumi



## PROCEDIMENTO



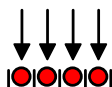
METTI DENTRO



UNA TAZZA



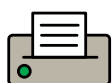
CIASCUN



LEGUME SECCO



STAMPA



PAGINA N.7-8-9



USANDO



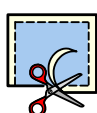
UN CARTONCINO




E



RITAGLIA




IL DISEGNO



Segue



# Facciamo un mosaico con i legumi



SPENNELLA



IL CARTONCINO



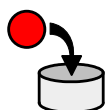
CON



LA COLLA



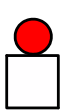
METTI



IL LEGUME




SUL




NUMERO

123


NEL DISEGNO




# Facciamo un mosaico con i legumi




SCEGLI




IL DISEGNO




PIÙ FACILE



PIÙ DIFFICILE



# Facciamo un mosaico con i legumi



GUARDA ATTENTAMENTE



1



NERO



LENTICCHIE NERE



2



GIALLO




SEMI DI MAIS




3



BIANCO



RISO



4



ARANCIONE



LENTICCHIE ROSSE



5





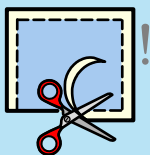
VERDE



PISELLI SECCHI





RITAGLIA



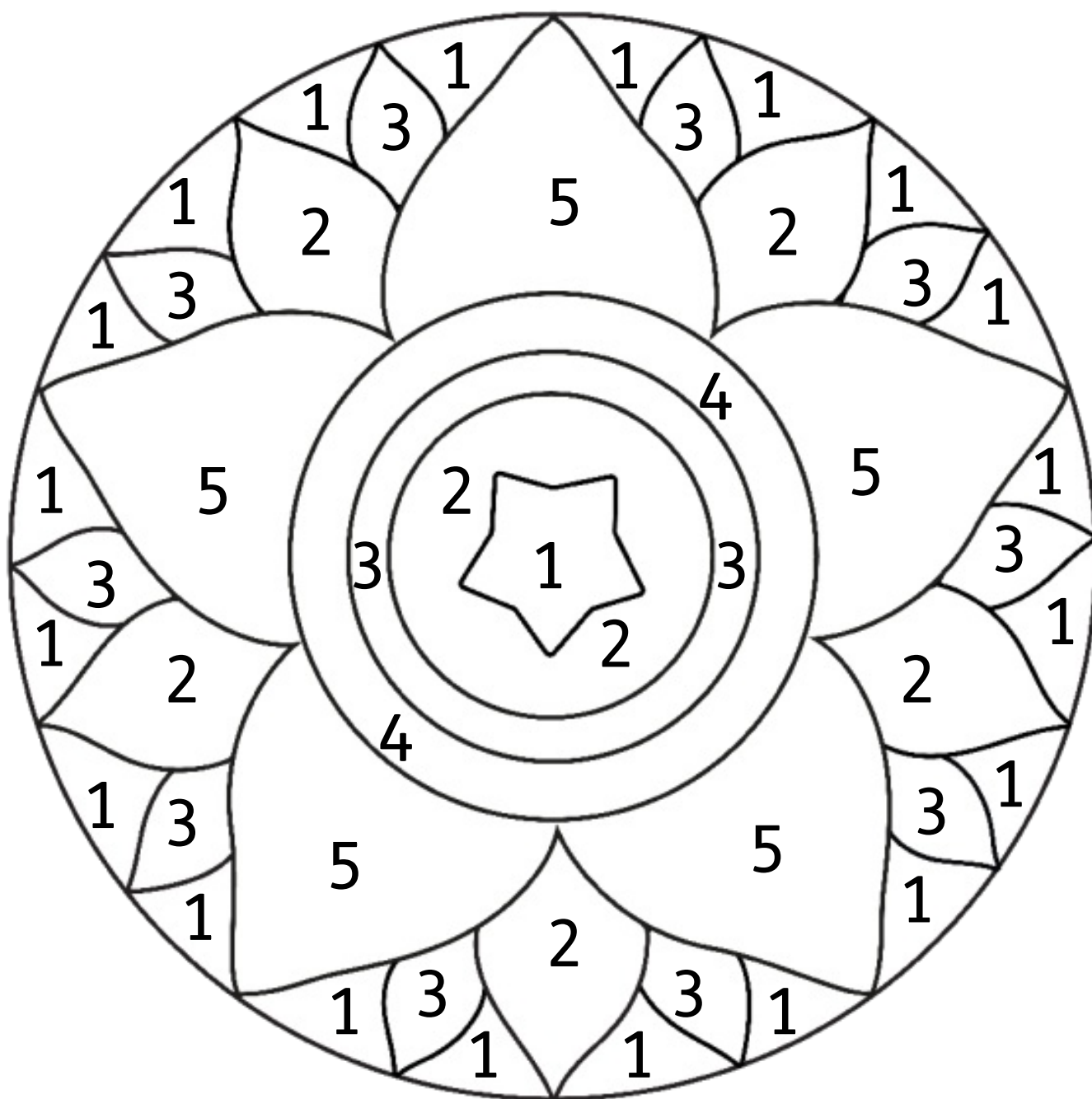





RITAGLIA





RITAGLIA





# InPrint<sup>3</sup>

## Crea facilmente materiali in simboli personalizzati da stampare

Questo pacchetto di risorse è stato realizzato con InPrint 3.

Con InPrint hai a tua disposizione più di 20.000 simboli Widgit, tanti modelli pronti da modificare e tanti strumenti grafici e di progettazione. Con InPrint 3 puoi modificare e correggere tutte le risorse già pronte, personalizzare simboli e contenuti e creare i tuoi supporti visivi.



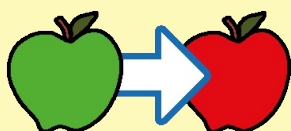
### Scopri tutti i modelli già pronti

Usa e personalizza uno dei tanti template che InPrint 3 ti mette a disposizione.



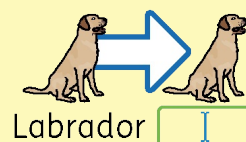
### Aggiungi le tue foto

Puoi personalizzare i materiali aggiungendo foto personali caricandole dal tuo computer o dal web.




### Cambia il colore dei simboli

Puoi modificare ogni colore di ogni simbolo Widgit per rendere il contenuto più rilevante.



### Cambia il testo associato ai simboli

Modifica il testo associato ad un simbolo per rendere il contenuto più puntuale o personale..



Hai scaricato questa risorsa in versione pdf.

### Ti piacerebbe modificare e personalizzare questa risorsa?

**Scarica InPrint 3** e la versione ipdoc delle risorse per modificare o adattare il contenuto in base alle tue esigenze.



### Non hai InPrint 3 e non sai dove trovarlo?

Vieni sul nostro sito e scopri tutte le sue caratteristiche.  
**Puoi anche provarlo gratis per 21 giorni**